

THE
PEW
CHARITABLE TRUSTS

Reducing Crime & Incarceration

A Response to Doris MacKenzie

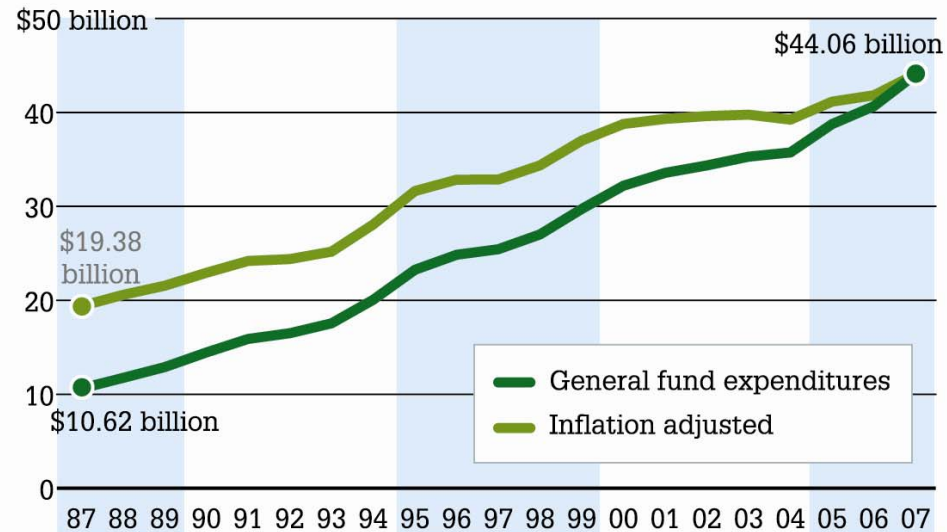


“In short, the fiscal situation for states could get really ugly.”

Raymond Scheppach
Executive Director, National Governors Association
October 10, 2008

TWENTY YEARS OF RISING COSTS

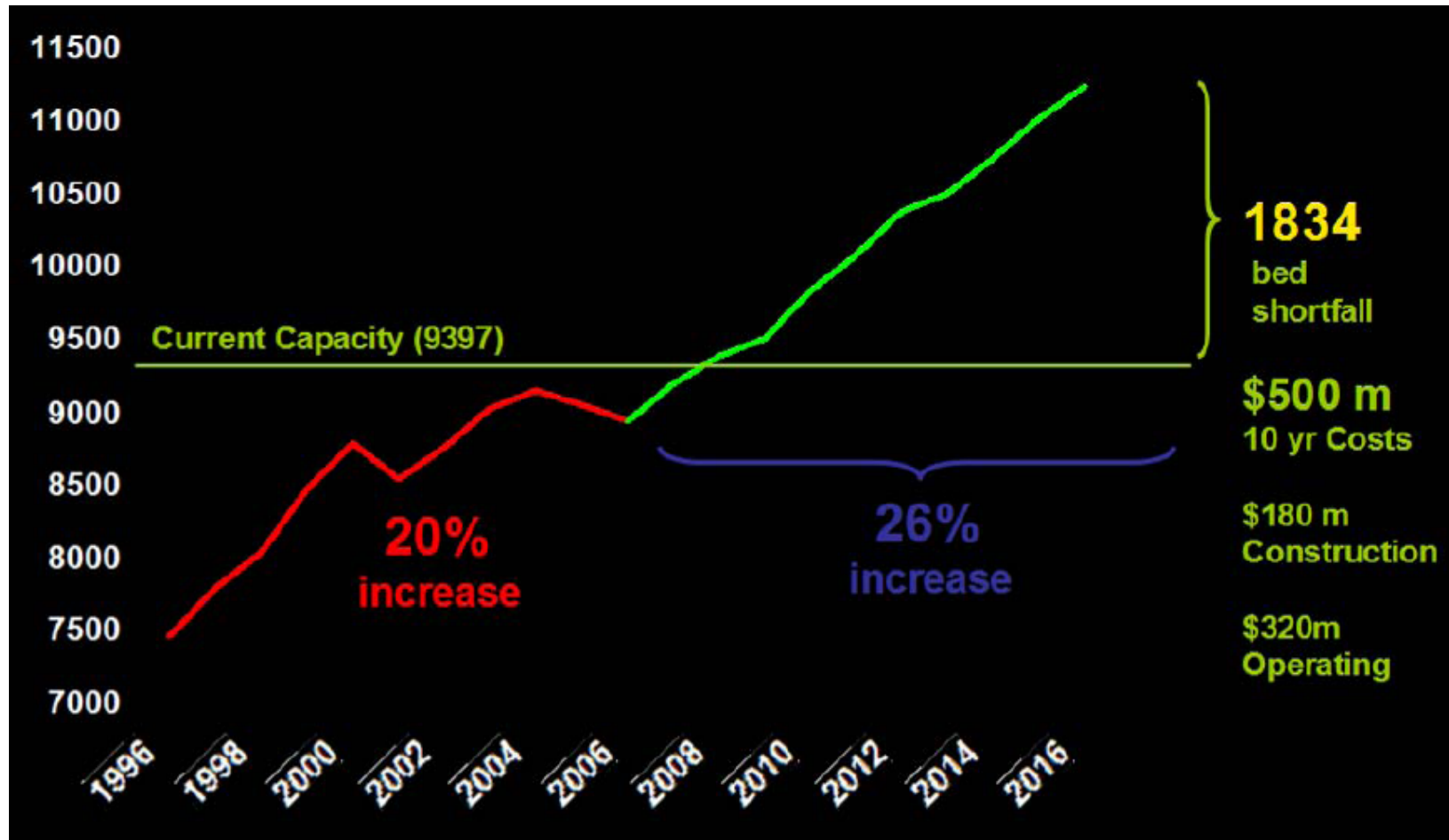
Between fiscal years 1987 and 2007, total state general fund expenditures on corrections rose 315 percent.



SOURCE: National Association of State Budget Officers, "State Expenditure Report" series; Inflation adjusted figures are based on a reanalysis of data in this series.

NOTE: These figures represent state general funds. They do not include federal or local government corrections expenditures and typically do not include funding from other state sources.

The Forecast in Kansas

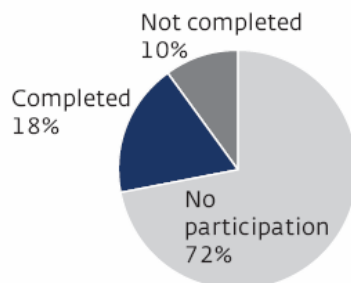


Analysis and Audit

- What's driving admissions?
 - 65% of KDOC admissions were revocations
 - 27% of capacity occupied by revocators
 - Kansas spending \$53 million/year to incarcerate revocators
- Why the failure?
 - 90% of revocators were technical
 - One-third were alcohol and other drug use
 - 60% were identified as in need of AOD treatment

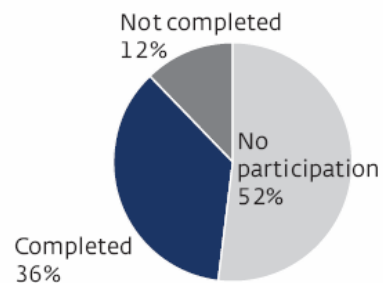
Offenders in Need of Vocational Education:

Program participation & completion prior to release



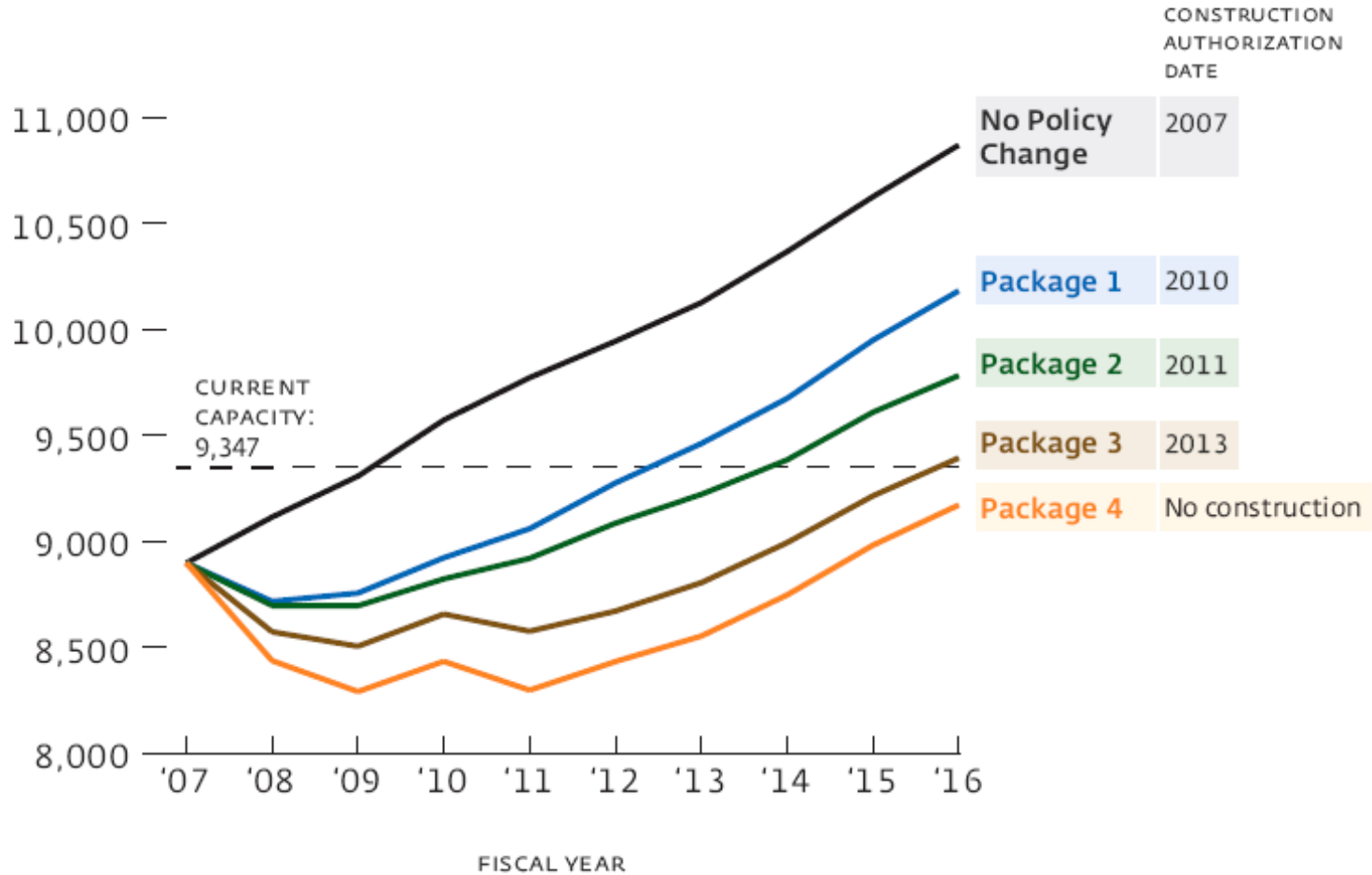
Offenders in Need of Substance Abuse Treatment:

Program participation & completion prior to release





Projected Kansas Prison Population Fiscal Year 2007-2016





From: Roger Werholtz

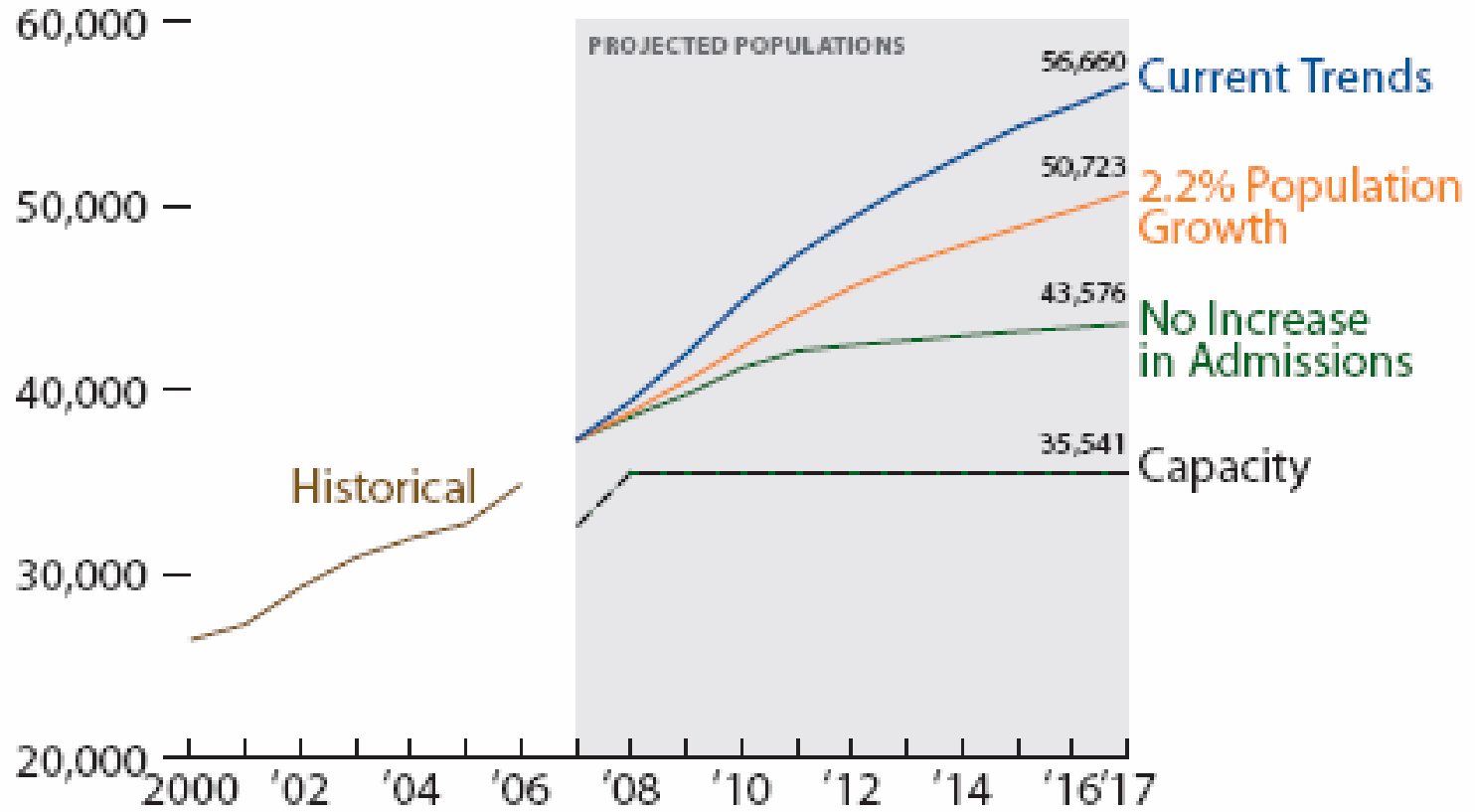
Sent: Monday, October 13, 2008 10:33 AM

Subject: Thank you for your hard work!

On Oct. 10th the KDOC facility population dropped to 8,587, the first time it has dropped below 8,600 since Feb. 18, 2002. At the same time, the parole population was 5,777 (it was 5,640 on Jan 1, 2008 and 3,888 on Feb 18, 2002). Parole absconders were down to 233 on Sept. 30th. They numbered 295 on Sept. 30, 2007 and 739 on June 30, 2000! Most importantly, we have been tracking felony convictions of parolees for crimes committed while under KDOC supervision. The number of convictions over the last four fiscal years for which we have complete data (FY 2004 – 2007) averaged 546. Compare that with the last few years of the 1990's when the average was 835, and we find that the rate of new convictions has fallen by 35%!!



Arizona's Prison Population





Analysis

- AZ spends over \$100 million each year to send 4,000 probation violators to prison
 - 79% of them are property or drug offenders
 - Drug or alcohol use a factor in 45% of the revocations
 - 50% of those revoked from Maricopa County *chose* prison over probation

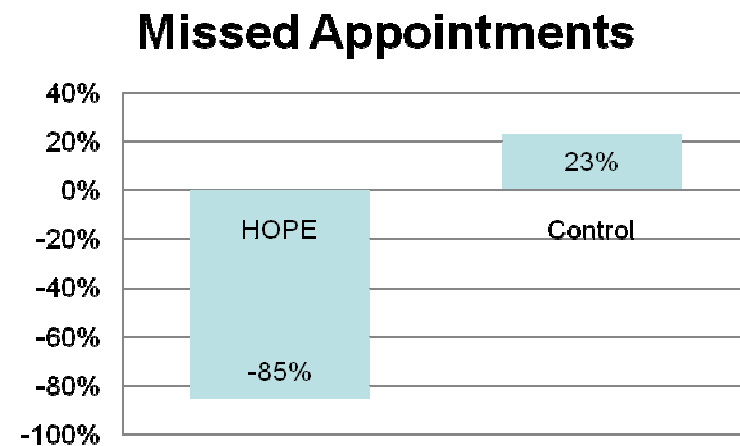
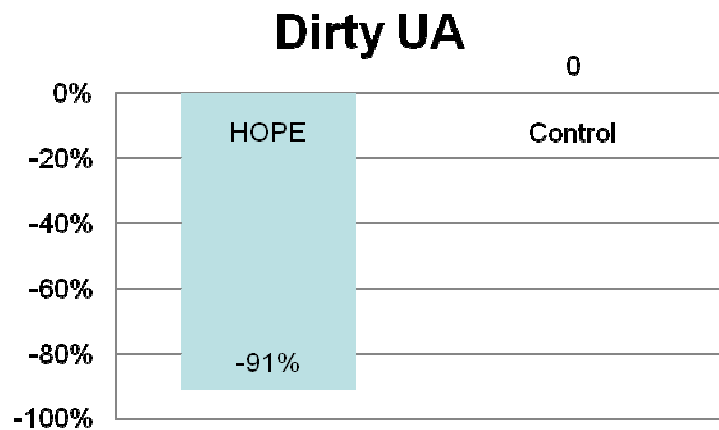


SB 1476

- Signed by Governor Napolitano on June 28, 2008
- Performance incentive for reducing probation failures
 - Only eligible if new crime by probationers decreases
 - Counties receive 40% of average prisoner cost savings for fewer revocations
 - Money can only be used to improve treatment, risk reduction and victim services
- Earned time off probation
 - Concentrate on “problem cases”
 - Several exclusions and requirements
 - Save 440 beds, or \$9.1 million

Sticks & Carrots

- Evidence-based approaches that don't focus on cognitive restructuring or opportunity
 - Hawaii's Opportunity Probation with Enforcement
 - How deterrence works
 - Arrest rates 3X higher in control group
 - Revocation rate 9% for HOPE, 31% for control





More info

www.pewpublicsafety.org

Contact

jhorowitz@pewtrusts.org